

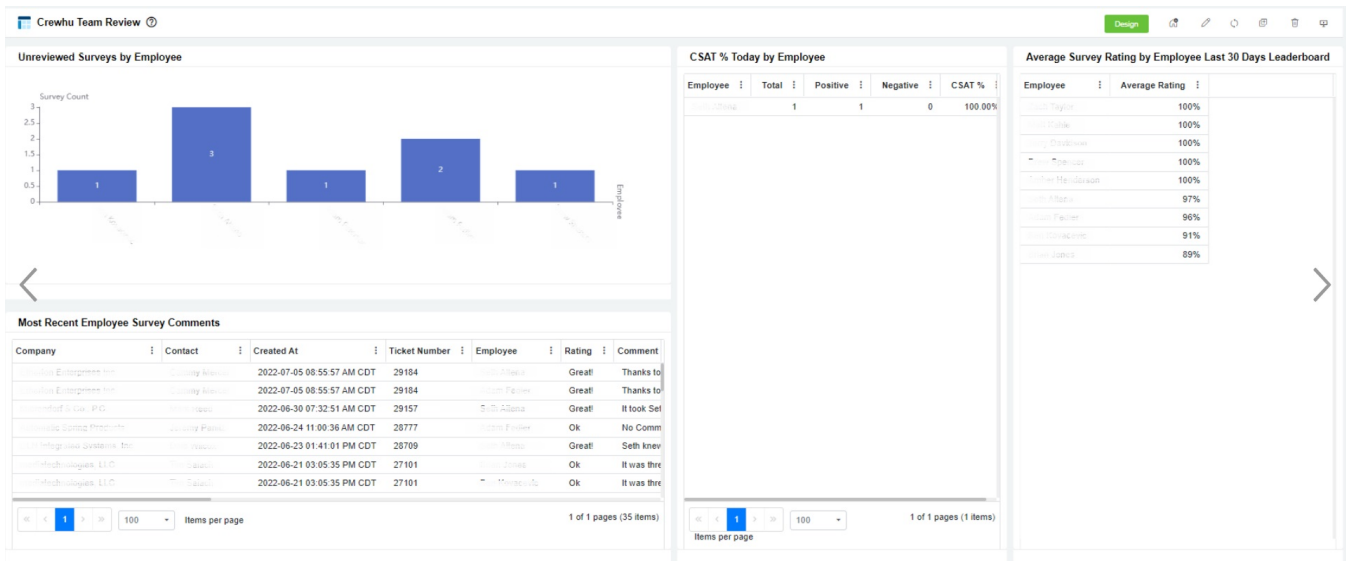
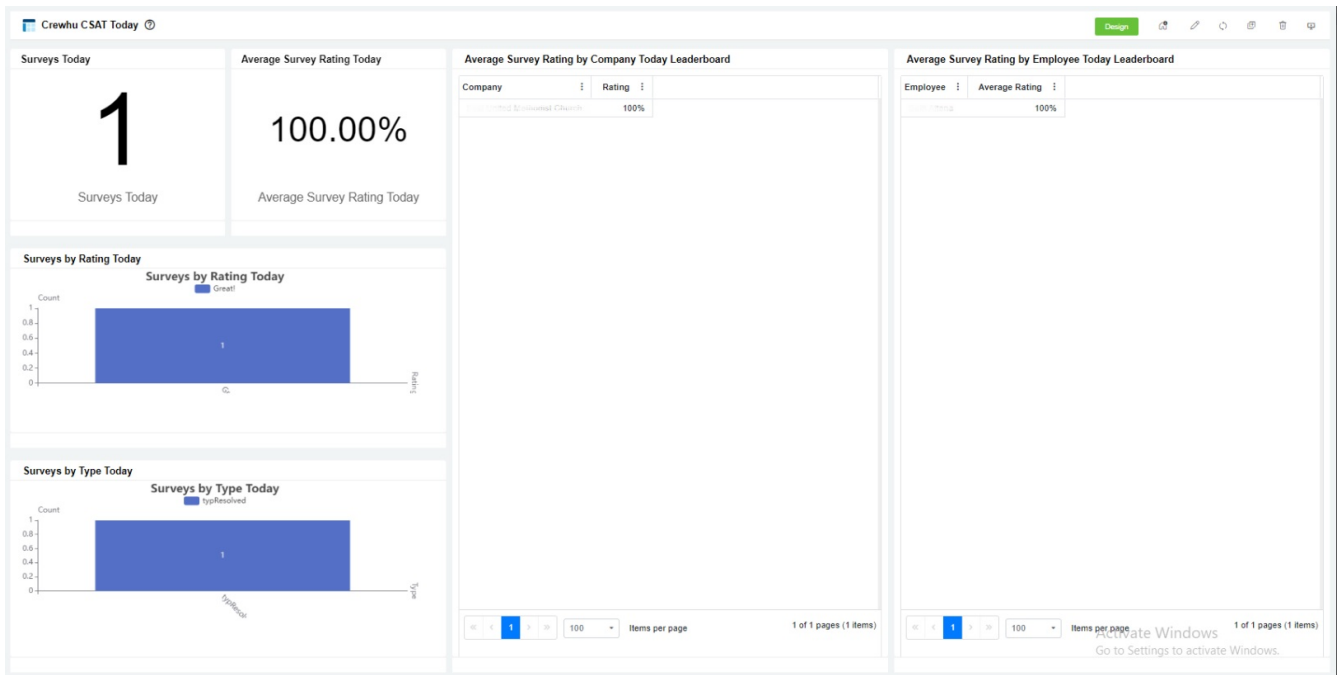
Crewhu Dashboards Package

The Crewhu Dashboards Package contains dashboards and widgets that capture customer feedback from surveys and highlight information that will help improve services and reward successful employees. Widgets have a drill-down feature that shows the details of the respondents and the links to the actual Crewhu survey.

Read this article for a walkthrough of the Crewhu Dashboard Package and information on the following topics:

- [Crewhu Dashboards Sample Views](#)
- [Dashboard Information](#)
- [Widgets Information](#)
- [How to install the Crewhu Dashboards Package](#)
- [How to view the Crewhu Dashboards](#)

Crewhu Dashboards Sample Views



Dashboard Information

Dashboard Name	Description
Crewhu CSAT Tech	This dashboard contains Crewhu surveys, survey ratings, and details per technician.
Crewhu CSAT Last 30 Days	This dashboard shows running the CSAT for the last 30 days.
Crewhu CSAT Today	This dashboard contains widgets for survey counts and averages for the current day.
Crewhu Team Review	This dashboard shows survey details like CSAT %, average survey ratings, and survey comments that are useful in reviewing and improving performance.

Widgets Information

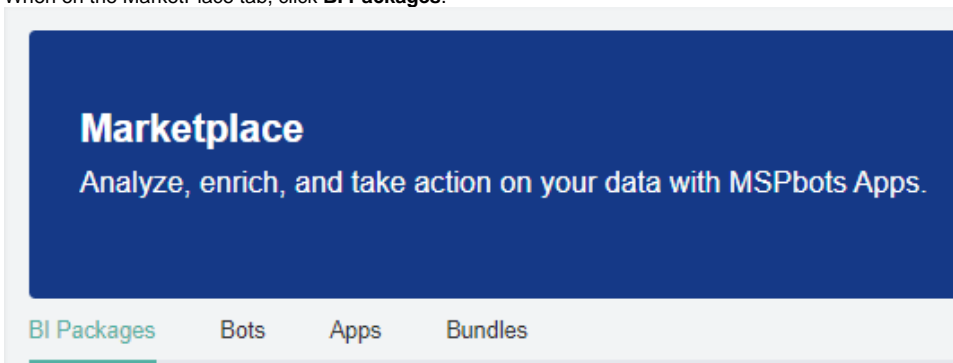
Widget Name	Type	Description	Dashboard
-------------	------	-------------	-----------

Survey This Week - Tech	Card number	A card number displaying the count of surveys created this week	Crewhu CSAT Tech
CSAT % This Week - Tech	Card number	A card number displaying the difference between the positive rate and the negative rate this week CSAT % is calculated as: Positive Rate (positive count / total) less Negative Rate (negative count / total)	
Surveys by Company This Week - Tech	Column	A column chart displaying the count of surveys created this week by the company	
Unreviewed Surveys - Tech	Card number	A card number displaying the count of unreviewed surveys created this week	
Average Survey Rating This Week - Tech	Card number	A card number displaying the average of the survey ratings created this week	
Surveys by Rating This Week - Tech	Column chart	A column chart displaying the count of surveys created this week by rating	
Most Recent Surveys - Tech	Grid	A table that lists the top 25 most recent surveys	
Surveys Last 30 Days	Card number	This widget is a count of surveys created in the last 30 days.	Crewhu CSAT Last 30 Days
Average Survey Rating Last 30 Days	Card	This widget is an average of the rating for surveys created in the last 30 days.	
Surveys by Rating Last 30 Days	Column	This widget is a count of surveys created in the last 30 days and is categorized by rating.	
Surveys by Type Last 30 Days	Column	This widget is a count of surveys created in the last 30 days and is categorized by survey type.	
Average Survey Rating by Customer Last 30 Days Leaderboard	Grid	This widget is an average of the rating for surveys created in the last 30 days and is categorized by customer.	
Average Survey Rating by Employee Last 30 Days Leaderboard	Grid	This widget is an average of the rating for surveys created in the last 30 days and is categorized by the employee. Only the top 10 employees are shown.	
Surveys Today	Card	A card number displaying the count of surveys created on a current day	Crewhu CSAT Today
Average Survey Rating Today	Card	This is an average of the rating for surveys created on the current day.	
Surveys by Rating Today	Column	This is a count of surveys created today and is categorized by rating.	
Surveys by Type Today	Column	This is a count of surveys created today and is categorized by survey type.	
Average Survey Rating by Company Today Leaderboard	Grid	This widget is an average of the rating for surveys created today and is categorized by customer.	
Average Survey Rating by Employee Today Leaderboard	Grid	This widget is an average of the rating for surveys created today and is categorized by employee. Only the top 10 employees are shown.	
Unreviewed Surveys by Employee	Column	This column graph widget displays the total unreviewed surveys by the employees.	Crewhu Team Review
Most Recent Employee Survey Comments	Grid	This grid widget contains all the survey comments in the last 365 days and is sorted from the most recent one.	
CSAT % Today by Employee	Grid	This grid widget displays the number of the total, positive, and negative surveys. It also shows the CSAT percentage, which is the difference between positive and negative over total surveys.	
Average Survey Rating by Employee Last 30 Days Leaderboard	Grid	This widget shows the average of the rating for surveys created in the last 30 days and is sorted out by employee. Only the top 10 employees are shown.	

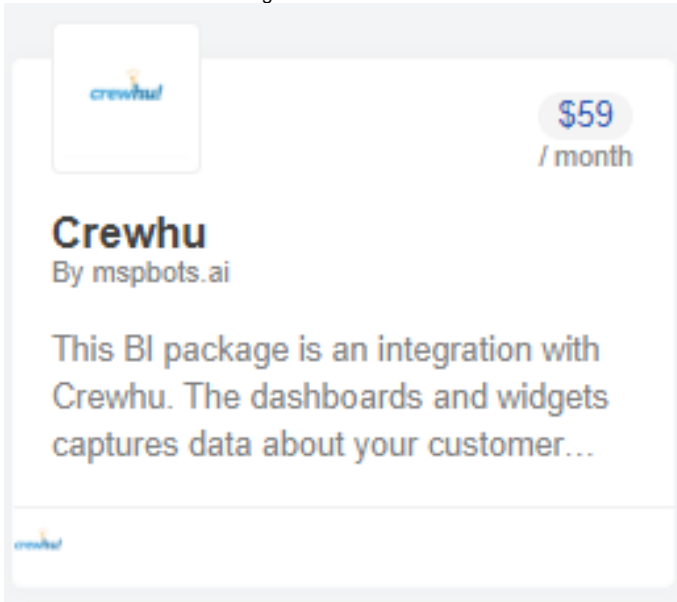
How to install the Crewhu Dashboards Package

1. Navigate to [MarketPlace](#) on the MSPbots menu.


- When on the MarketPlace tab, click **BI Packages**.



- Locate the **Crewhu** BI Package and click it.



- Review the description and the dashboards, datasets, and widgets that come with the package. When ready, click the **Purchase** button.




Crewhu

This BI package is an integration with Crewhu. The dashboards and widgets captures data about your customer feedback thru surveys which is a vital information to help you improve the company's services and rewards employees that are performing well.

Publisher
mspbots.ai

Last updated
07/21/2022 09:40 CDT

Integration


Price ⓘ

\$59.00

/ month

Dashboards 4

Widgets 21

Datasets 8

Crewhu CSAT Tech

A dashboard for Crewhu surveys, survey ratings and details per technician

Crewhu CSAT Today

A Dashboard containing widget for survey counts and average on the current day

Crewhu CSAT Last 30 Days

This dashboard shows running CSAT for the last 30 days.

Crewhu Team Review

This dashboard shows the survey details of the employees that can be used for team review.

Purchase

5. Next, customize your purchase plan on the window that appears. Select **Pay Monthly** or **Pay Annually**, then click **Purchase**.

Customize your purchase plan:

×

Pay Monthly

\$59.00

/ month

Pay Annually -16%

\$594.70

/ year

Order summary

Crewhu

\$59.00

TOTAL

\$59.00

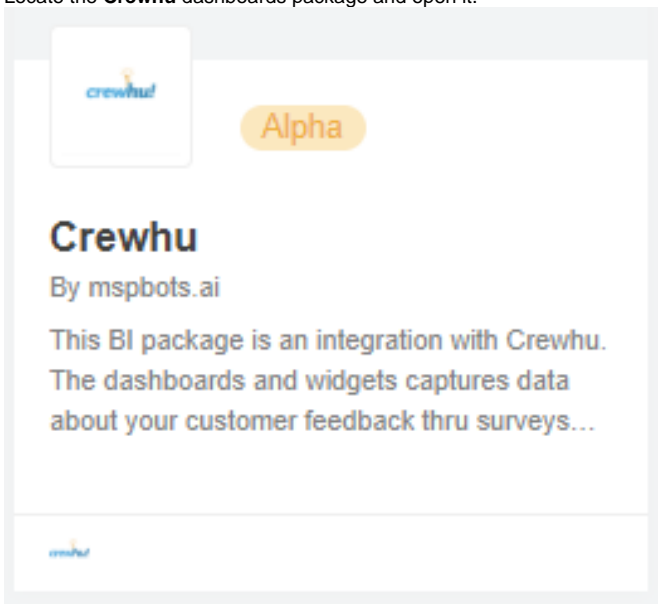
Purchase

You'll be charged \$59.00 until your billing period ends. To learn more, see the FAQ

How to view the Crewhu Dashboards

1. Navigate to **Apps** on the MSPbots menu.

2. Locate the **Crewhu** dashboards package and open it.



3. Hover over **Dashboards**, then, select the specific dashboard you want to view.

