

Setting Up a Custom Homepage in the MSPbots App

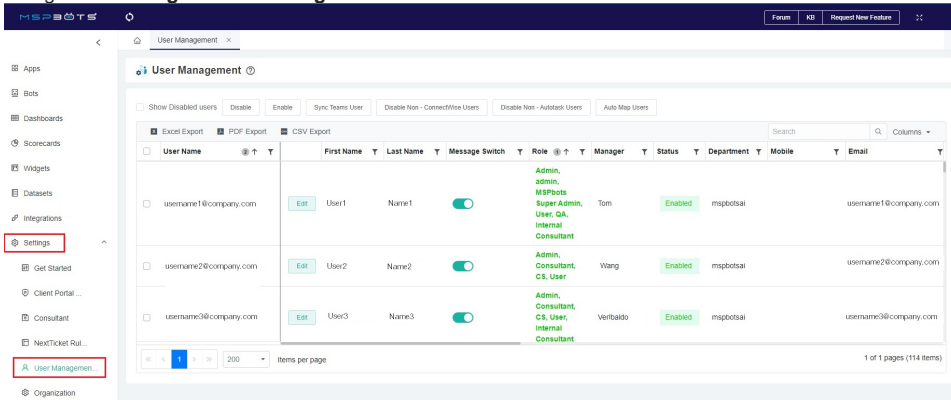
A customized dashboard of constantly monitored data is helpful to service managers and MSPs, especially when accessible right after logging in. MSPbots allows customization of the MSPbots app's homepage for your clients. This article shows how you can do this from User Management, the Dashboard tab, and your chosen dashboard.

- [How to customize your client's homepage from User Management](#)
- [How to customize your client's homepage from the Dashboards tab](#)
- [How to customize your client's homepage from a dashboard](#)
- [Watch the video tutorial](#)

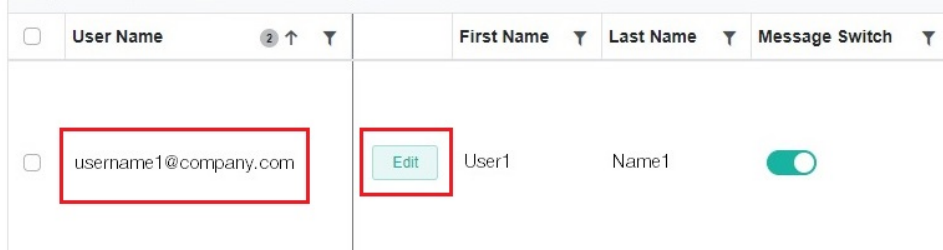
The procedure below is for administrators. Before you start, make sure you are logged in to MSPbots as an administrator.

How to customize your client's homepage from User Management

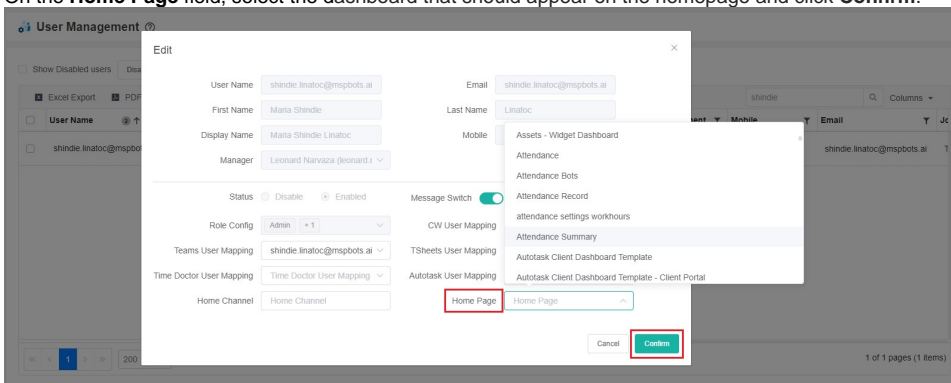
1. Navigate to **Settings > User Management**.



2. Select the user for whom you are creating the homepage and click the **Edit** button beside the username.



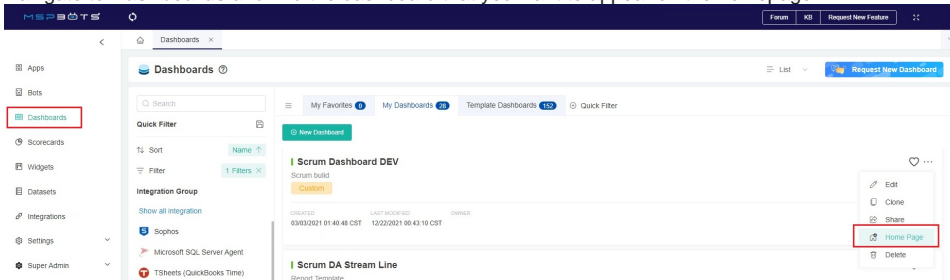
3. On the **Home Page** field, select the dashboard that should appear on the homepage and click **Confirm**.



4. Verify the new setting on the [MSPbots app homepage](#). The selected dashboard should now appear as the homepage.

How to customize your client's homepage from the Dashboards tab

1. Navigate to **Dashboards** and find the dashboard that you want to appear on the homepage.



2. Click on the **ellipsis** button on the right and select **Home Page**.
3. On the Select Default Homepage window, select the user for whom you are creating the homepage then **Confirm**.

Set Default Homepage

Set default homepage for below users

Please select

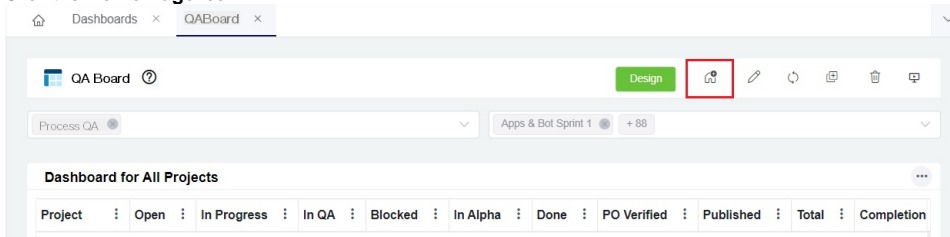
Cancel

Confirm

4. Verify the new setting on the [MSPbots app homepage](#). The selected dashboard should now appear as the homepage view.

How to customize your client's homepage from a dashboard

1. Open the dashboard that you want to set as the homepage.
2. Click the **Home Page** icon.



3. On the Select Default Homepage window, select the user for whom you are creating the homepage then **Confirm**.
4. Verify the new setting on the [MSPbots app homepage](#). The selected dashboard should now appear as the homepage view.

Watch the video tutorial