

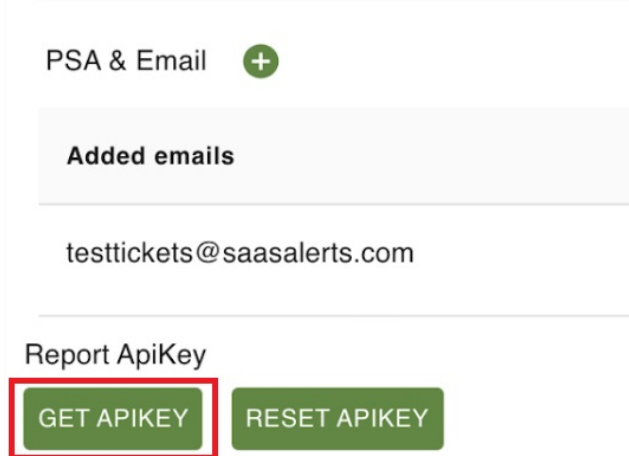
SaaS Alerts Integration Setup


How to Connect SaaS Alerts to MSPbots

You need to provide the SaaS Alerts API to connect SaaS Alerts to MSPbots.

Perform the following steps:

1. Get the API Key from the Saas Alerts UI. Click the **GET APIKEY** button to display the API key.



PSA & Email 

Added emails



testtickets@saasalerts.com

Report ApiKey

GET APIKEY **RESET APIKEY**

2. Copy the key as it will no longer be visible once you navigate away from the screen.
3. Log in to the MSPbots app as an admin and navigate to [Integrations](#).
4. Once on the **Integrations** tab, search for **SaaS Alerts** and click it.



 **Saas Alerts** |   

Last success auth : 04/28/2022 11:10 CDT Type : null

* API Key :

Save And Sync

5. Enter the API key from step 2.
6. Click **Save And Sync**.