

How to Add Your Screen to the MSPbots Device List

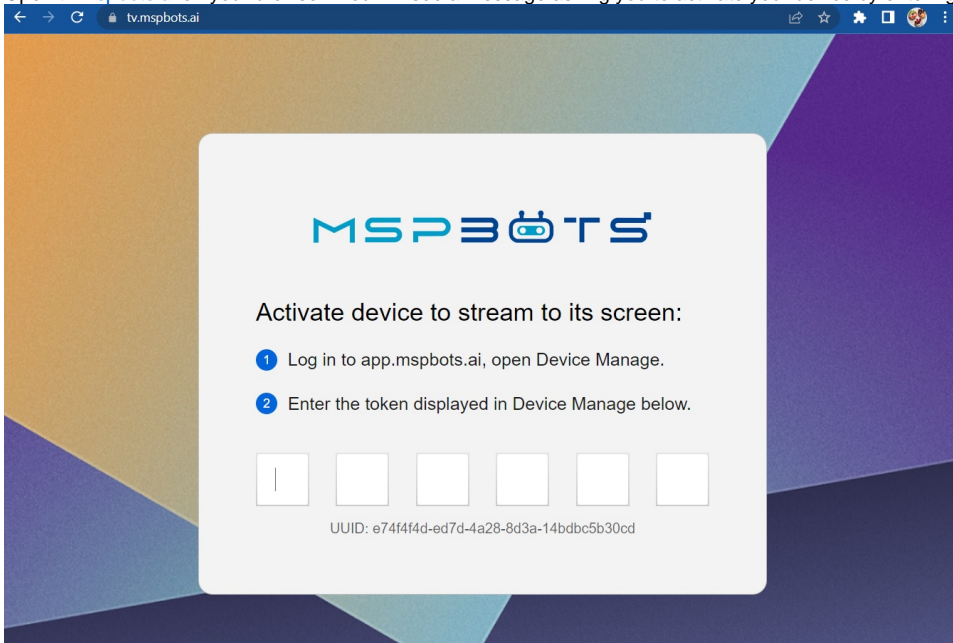
Before you can stream your dashboards, you must first add your screen to the Device List. Follow these steps before you [share your dashboards using the Stream to TV function](#).

What's in this article:

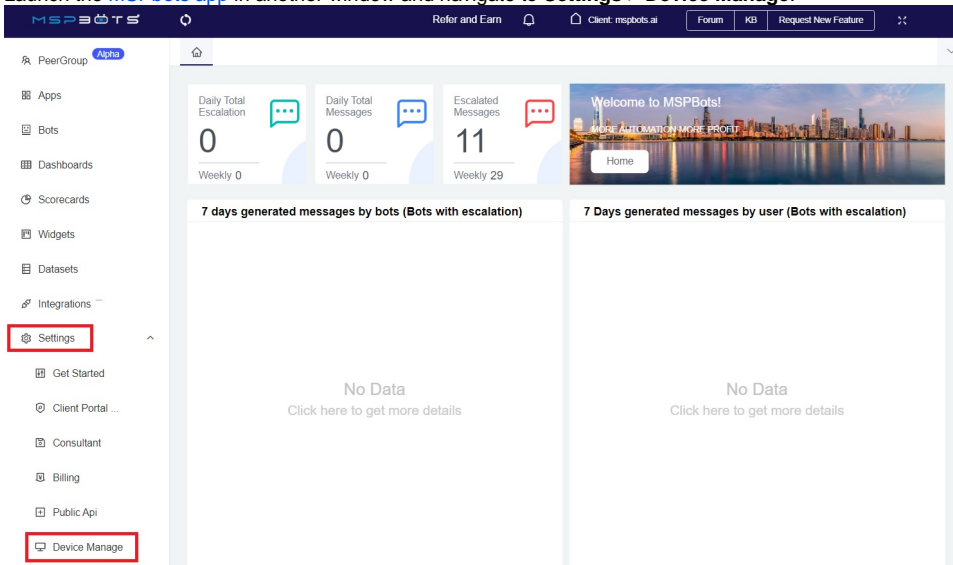
- 1 [How can I add my screen to the device list?](#)
- 2 [How to change my device on the device list](#)
- 3 [How to remove the report from the screen](#)
- 4 [Related Topics](#)


How can I add my screen to the device list?

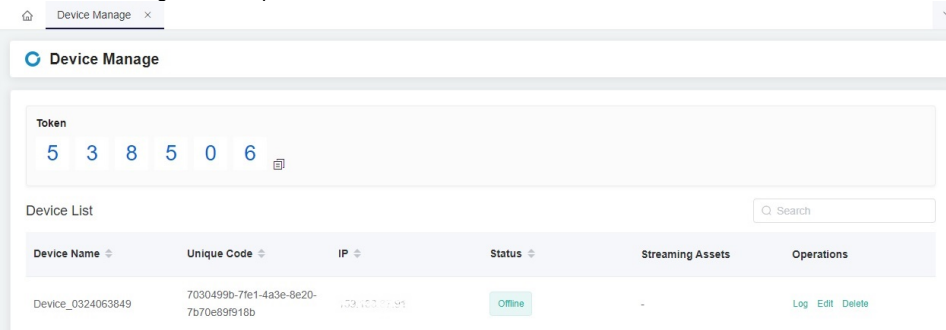
1. Open tv.mspbots.ai on your browser. You will see a message asking you to activate your device by entering a token. Leave this screen open.



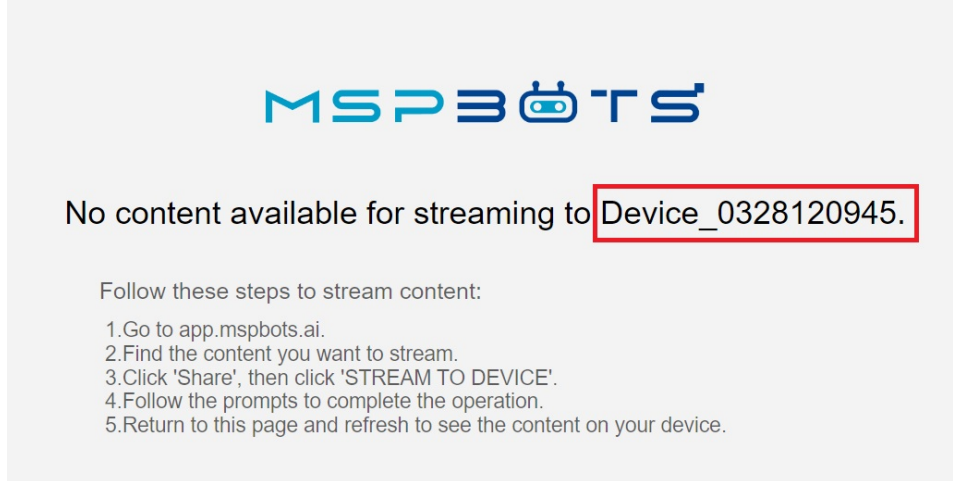
2. Launch the [MSPbots app](#) in another window and navigate to **Settings > Device Manage**.




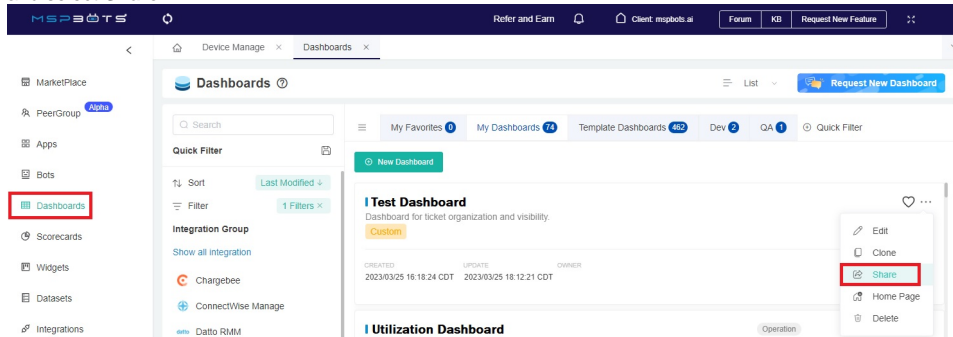
3. The Device Manage tab will open and show a token. Please take note of the token, or click the  icon.



4. Go back to the tv.mspbots.ai window and enter the token. Once entered, take note of the device name on the screen.



5. Next on the [MSPbots app](https://MSPbots.app), navigate to **Dashboards**. Once the Dashboards tab is open, locate the dashboard for streaming, click the  icon, and select **Share**.



6. When the Share Dashboard popup appears, click **STREAM TO TV**. Then go to **Device** and select the device name from Step 4.

Share Dashboard

SHAREABLE LINK

SNAPSHOT

EMBED

SHARE TO COMMUNITY

STREAM TO TV

Check if the device is in [MSPbots Device List](#) to stream dashboard to another device.

IF YES

Select and click "Stream". Open [tv.mspbots.ai](#) on the device to view.

IF NOT

Open [tv.mspbots.ai](#) and follow the prompts to complete the device binding.

Device

Select

Device_0324063849

Device_0328120945

Device_0324064007

7. Click **Stream**.

Share Dashboard

SHAREABLE LINK

SNAPSHOT

EMBED

SHARE TO COMMUNITY

STREAM TO TV

Check if the device is in [MSPbots Device List](#) to stream dashboard to another device.

IF YES

Select and click "Stream". Open [tv.mspbots.ai](#) on the device to view.

IF NOT

Open [tv.mspbots.ai](#) and follow the prompts to complete the device binding.

Device

Device_0328120945

After clicking "Stream", the selected device will be able to view this dashboard.

Stream

Cancel

Alternatively, you can also go to add a dashboard through the Device Manage tab:

- Go to the Device Manage tab by clicking **Settings > Device Manage**.
- On the Device list, look for the dashboard you want to stream and click the **Edit** link.

Device List					
Q Search					
Device Name	Unique Code	IP	Status	Streaming Assets	Operations
Device_0403151508	e74f4f4d-ed7d-4a28-8d3a-14bdb5b30cd	136.158.67.161	Offline	1	Log Edit Delete

c. Click **Add Dashboard** on the Edit popup.

Edit

×

Device Name

Device_0403151508

Rotation Interval

Min

Dashboard

Add Dashboard

×

Cancel

Save

d. Select your dashboard, and click **Add Selected**. Then, click **Save** on the Edit popup.

≡

My Dashboard 76

Test Dashboard

Dashboard for ticket organization and visibility.

Custom

CREATED 2023/03/25 16:18:24 CDT UPDATE 2023/03/25 18:12:21 CDT OWNER Admin/User ROLE/PERMISSION

Total 73

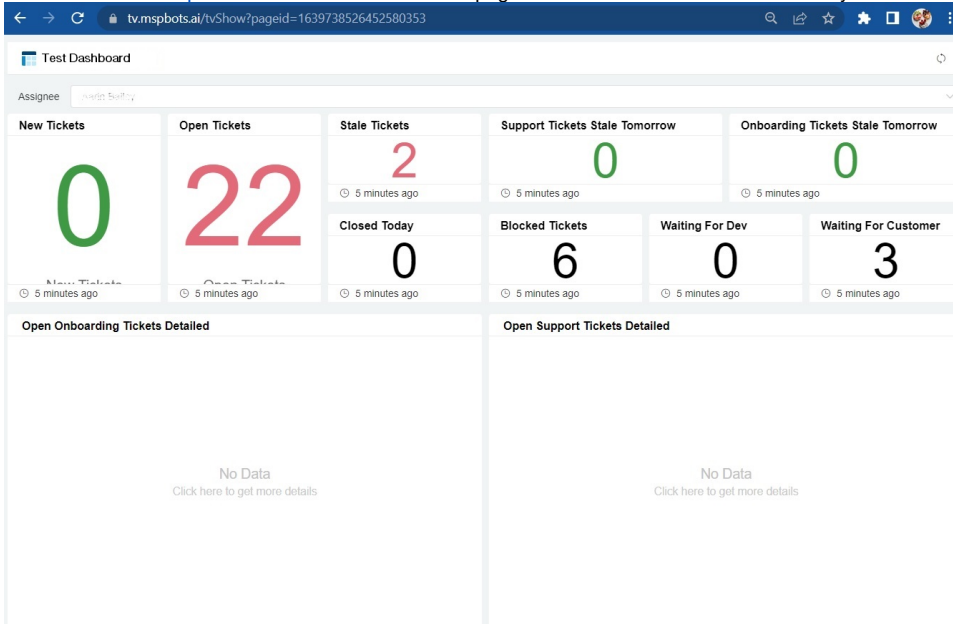
100/page

< 1 >

Go to 1

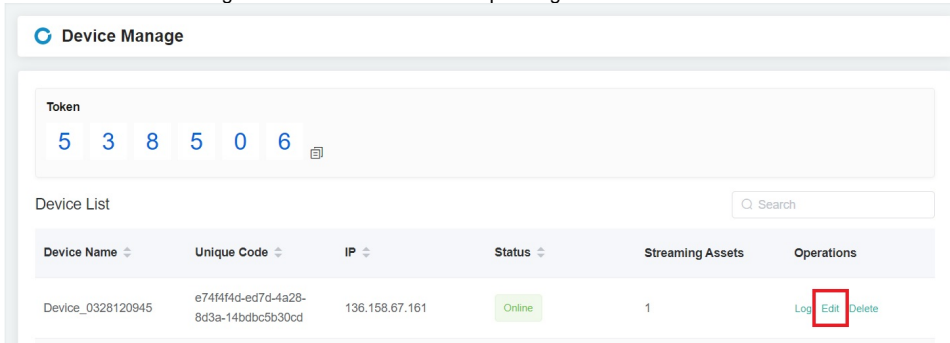
Add Selected

8. Go back to the tv.mspbots.ai window and refresh the page. It should now show the dashboard you selected.

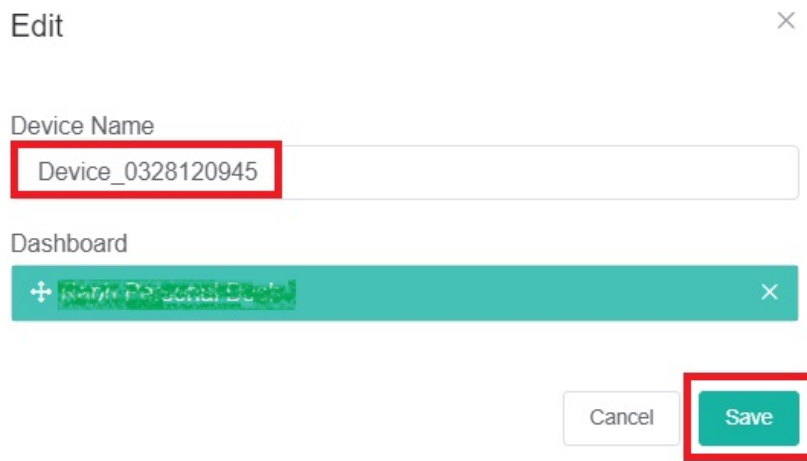


How to change my device on the device list

1. On the MSPbots app, navigate to **Settings > Device Manage**.
2. Find the device for editing and click the **Edit** link corresponding to it.

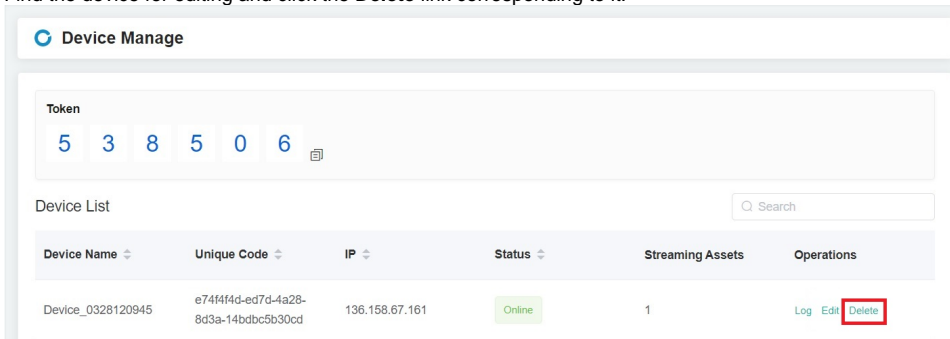


3. Change the device name and click **Save**.

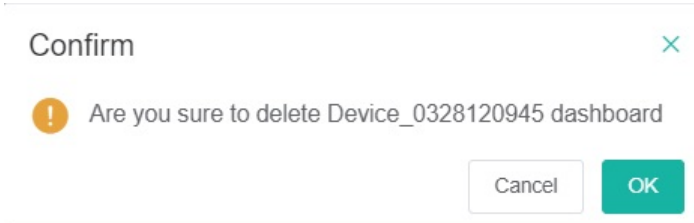


How to remove the report from the screen

1. On the MSPbots app, navigate to **Settings > Device Manage**.
2. Find the device for editing and click the **Delete** link corresponding to it.



3. Click **OK** to confirm the deletion.



Related Topics

- [Sharing Dashboards Using the Stream to TV Function](#)

- [Cannot Stream or Cast Dashboards on the TV Screen](#)
- [How to Create and Use Dashboards in MSPbots](#)
- [How to Create and Use Reports in MSPbots](#)
- [How to Share A Dashboard Using the Embed Function \(HTML\)](#)